

TOTAL SCORE

39
/48

81.2%

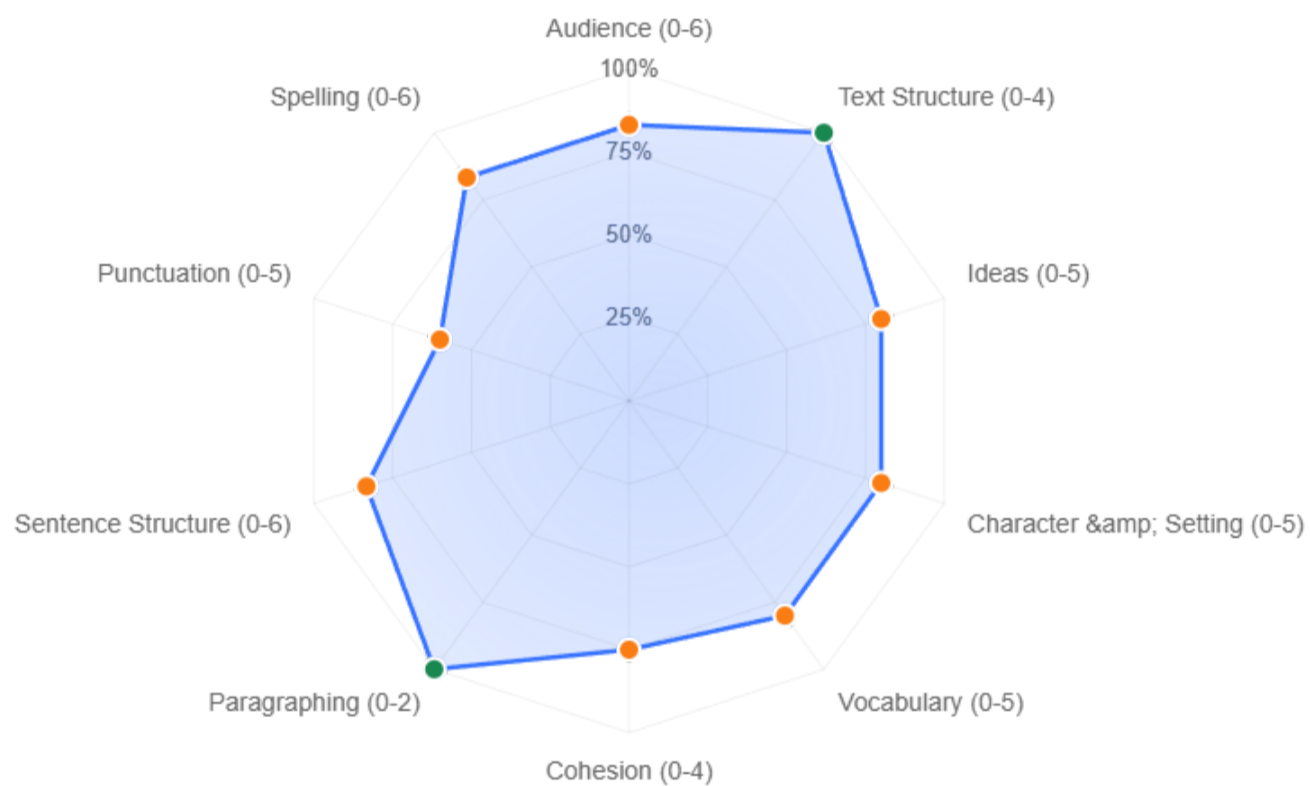
 Narrative Writing

Writing Prompt

Imagine a city built entirely underwater. Tell a story set there.

Score Overview

Performance across all 10 NAPLAN marking criteria













Summary

Total raw score: **39/48**

- This is a strong and enjoyable Year 5 narrative with a clear sense of purpose and a well-matched response to the prompt.
- The reader is oriented quickly and clearly: we learn who Kai is, what Aquara is like, and how life works in an underwater city.
- The story has a complete narrative shape:
 - **orientation:** Kai introduces Aquara and daily life underwater
 - **complication:** the oxygen generators fail
 - **build-up and climax:** Kai and Zara discover the giant squid attacking a generator

- **resolution:** the marine rangers remove the threat and the city is made safe
- The setting is one of the best features of the piece. Details such as **gill masks, glass and coral buildings,** the **current bus, airlock door,** and **glowing jellyfish-like street lights** create a believable underwater world.
- Ideas are imaginative and relevant to the prompt. The giant squid problem is exciting and easy for the reader to follow.
- The writing is cohesive and mostly easy to read because events are told in a logical order. Paragraphing is clear and helps the reader move through the story.
- Sentence control is good overall. Most sentences are complete and meaningful, and there is some variety in sentence length.
- The main areas holding the piece back from even higher scores are:
 - character development is present but still fairly simple; Kai and Zara are likeable, but their personalities and feelings could be explored more deeply
 - cohesion sometimes relies on repeated linking words such as **and, but, when,** and **then**
 - punctuation needs more control, especially in **direct speech** and **apostrophes**
- Examples of punctuation issues include:
 - **Well I have** could use a comma after **Well**
 - **Kai you need to get to school...** needs a comma after **Kai** and stronger speech punctuation
 - **whats, didnt, cant, citys, Its** need apostrophes
 - **there not real ones** should be **they're not real ones**
- Overall, this is a confident narrative with strong setting detail, a clear problem, and a satisfying ending.

Grade Details

Audience (0-6)		5
Text Structure (0-4)		4 ★
Ideas (0-5)		4
Character and Setting Devices (0-5)		4 ★
Vocabulary (0-5)		4
Cohesion (0-4)		3
Paragraphing (0-2)		2 ★
Sentence Structure (0-6)		5
Punctuation (0-5)		3
Spelling (0-6)		5

Suggestions

Areas to focus on for improvement

This student should now focus on moving from a **good, clear story** to a **more vivid and polished story**. The best next step is to add deeper feelings and stronger description at the most important moments. For example, when Kai sees the squid, the writing could slow down and include body reactions, sound, movement, and fear: a racing heartbeat, shaking hands, dark water closing in, or the generator groaning under pressure. The student should also develop characters a little more so Kai and Zara feel more distinct from each other. Another important improvement area is technical accuracy. Direct speech needs correct punctuation, and contractions need apostrophes: **what's, didn't, can't, it's, city's**. The student would also

benefit from varying sentence openings and connectives so the writing does not depend too often on **then**, **when**, and **but**. Stronger verb choices such as **lurched**, **drifted**, **tightened**, **crushed**, **darted** would also lift the vocabulary.



Action Plan

Practical next steps to help improve

For the final week before test day, keep practice short and focused: about **20 to 25 minutes each day**.

- **Day 1: Narrative structure review**
 - Parent and child read this story together.
 - Mark the 4 parts: orientation, complication, climax, resolution.
 - Then make a quick plan for a new underwater story in 4 boxes.
- **Day 2: Dialogue punctuation practice**
 - Rewrite 5 lines of speech correctly.
 - Practise commas, quotation marks, question marks, and apostrophes.
 - Example to fix: **Kai have you seen the news** -> "**Kai, have you seen the news?**"
- **Day 3: Show feelings, do not just tell them**
 - Choose one exciting paragraph from this story and expand it with:
 - 2 feeling details
 - 2 sensory details
 - 2 strong verbs
 - Parent prompt: **What could Kai see, hear, feel, and think at this moment?**
- **Day 4: Sentence variety practice**
 - Write 6 sentences about Aquara using different openings:
 - **Under the glowing lights...**
 - **As the current bus rushed past...**
 - **Although Kai was nervous...**
 - Goal: use simple, compound, and complex sentences.
- **Day 5: Timed NAPLAN practice**
 - Do one full 40-minute narrative on a similar fantasy setting prompt.
 - Spend:
 - 5 minutes planning
 - 30 minutes writing
 - 5 minutes editing
- **Day 6: Editing checklist**
 - Parent helps the student edit using this checklist:
 - Did I use paragraphs?
 - Did I punctuate speech correctly?
 - Did I check apostrophes?
 - Did I vary sentence starters?
 - Did I include strong setting details?
- **Day 7: Light review and confidence building**
 - Read one strong paragraph aloud.
 - Fix only 3 small errors, not everything.
 - End with praise for strengths: imagination, clear structure, and strong setting.

Parents should encourage the student to keep their ideas bold and creative, but also to leave time at the end to edit carefully. The fastest score gains in one week are most likely to come from **speech punctuation, apostrophes, and richer description at the climax**.